

Who Funds Eye Research in the UK?

Dolores M Conroy PhD
Director of Research
Fight for Sight

Funders of Eye Research Summit
29 September 2015



FIGHT FOR SIGHT

The Eye Research Charity

Sight Loss Sector Charities with Total Income over £3m (ranked by Spend)

Charity	Year end	Total Income (£m)	Spend (£m)	Research Spend (£m)
Sight Savers International	Dec-14	187.6	185.0	0
RNIB	Mar-14	118.7	120.6	0
Guide Dogs for the Blind	Dec-14	101.4	94	0
Sense	Mar-14	81.8	82.6	0
Blind Veterans	Mar-14	26.8	29	0
Seeability	Mar-14	15.1	14.8	0
Thomas Pocklington Trust	Mar-14	8.5	10.1	0
WESC Foundation	Aug-14	7	7.7	0
Royal National College for the Blind	Jul-14	7	6.9	0
The Royal London Society for Blind People	Dec-13	8.5	6.4	0
Orbis Charitable Trust	Dec-14	5.7	5.6	0
Fight for Sight	Mar-14	3.2	5.2	3.6
Catholic Blind Institute	Mar-14	4.7	4.6	0
Christian Blind Mission (UK)	Jun-14	6.3	4.3	0
Deafblind UK	Mar-14	3.3	3.3	0
Clarity - Employment for Blind People	Mar-14	3	3.2	0
Macular Society	Dec-14	3.7	2.8	0.4
Moofields Eye Charity	Mar-15	4.1	2.5	2.3
Moorfields Special Trustees	Mar-15	3.5	2.5	1
		599.9	591.1	7.3



FIGHT FOR SIGHT

The Eye Research Charity

Other Eye Research Funders

	Year end	Total Income (£'000)	Spend (£'000)	Research Spend (£'000)
RP Fighting Blindness	Dec-14	919	1,154	674
International Glaucoma Association	Jul-14	897	1,126	349
National Eye Research Centre	Mar-14	766	912	747
Childhood Eye Cancer Trust	Mar-14	477	481	139
British Council for the Prevention of Blindness	Mar-14	493	236	159
College of Optometrists	Dec-14	6,835	7,495	270
TOTAL				2,338



FIGHT FOR SIGHT

The Eye Research Charity

UK Health Research Analysis 2014

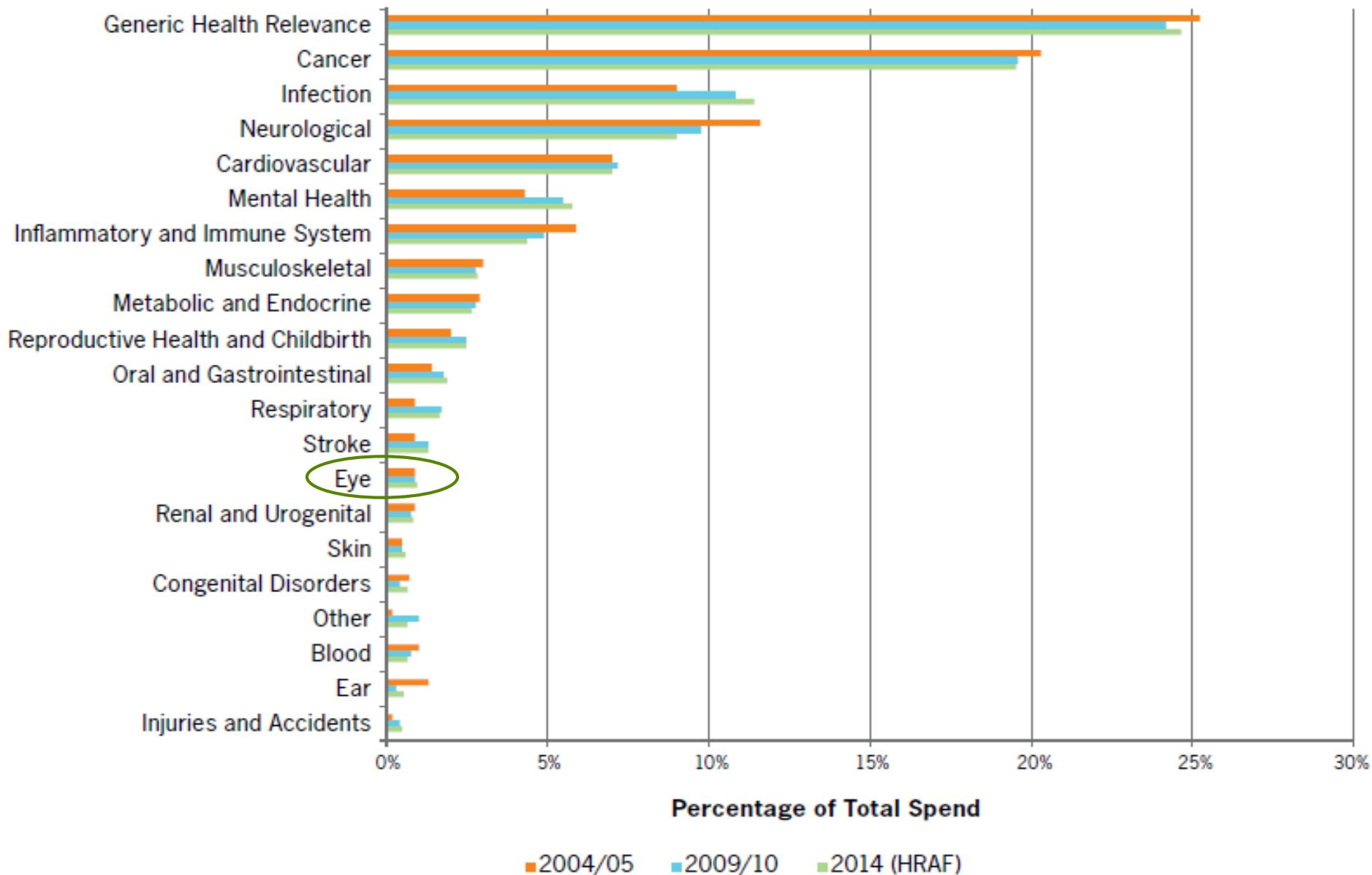
- The UK Clinical Research Collaboration is a partnership of the main stakeholders that influence clinical research across the business, public and charitable sectors in the UK.
- The third in a set of quinquennial reports on health research funding in the UK.
- 64 charitable and public funders of medical research in the UK.
- Used over 17,000 projects, corresponding to £3bn of spend in 2014 (£2bn directly on research projects (14,934) and £1bn on infrastructure).
- Data relates to a 'snapshot' of health research spend in 2014.



FIGHT FOR SIGHT

The Eye Research Charity

Proportion of Combined Spend by Health Category



Combined Spend by Health Category (12 funders)

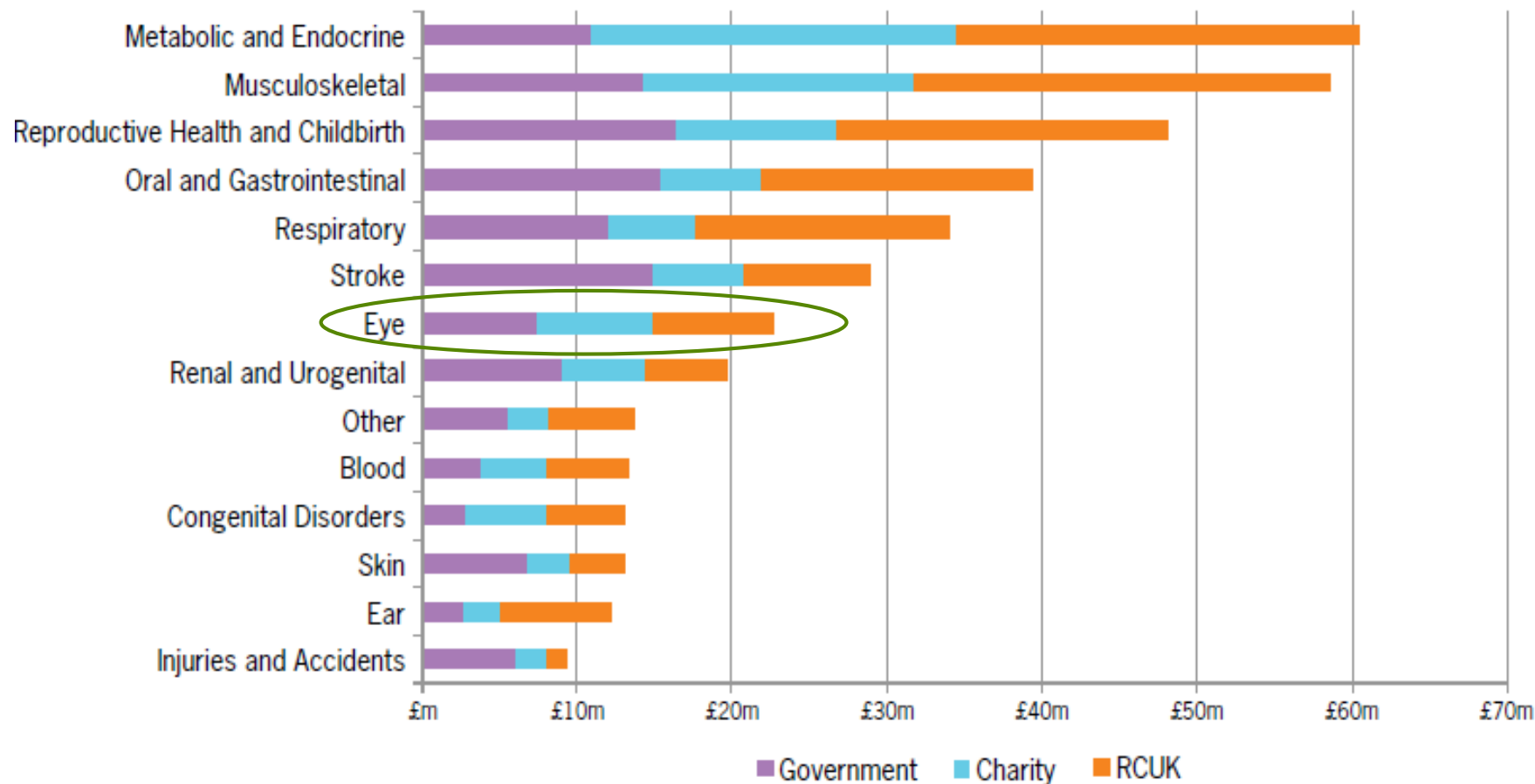
Health Category	2004/05 (£m)	%	2009/10 (£m)	%	2014 (£m)	%
Blood	12.0	1.0	13.6	0.8	12.7	0.67
Cancer	242.2	20.3	347.4	19.6	370.4	19.53
Cardiovascular	83.7	7.0	127.5	7.2	133.2	7.02
Congenital Disorders	8.6	0.7	6.2	0.4	12.4	0.65
Ear	15.0	1.3	6.0	0.3	10.6	0.56
Eye	10.4	0.9	15.3	0.9	17.7	0.93



FIGHT FOR SIGHT

The Eye Research Charity

Distribution of Combined Spend (< £70m) by Health Category by Government, Charity and Research Councils



Eye Research Funders in the UK

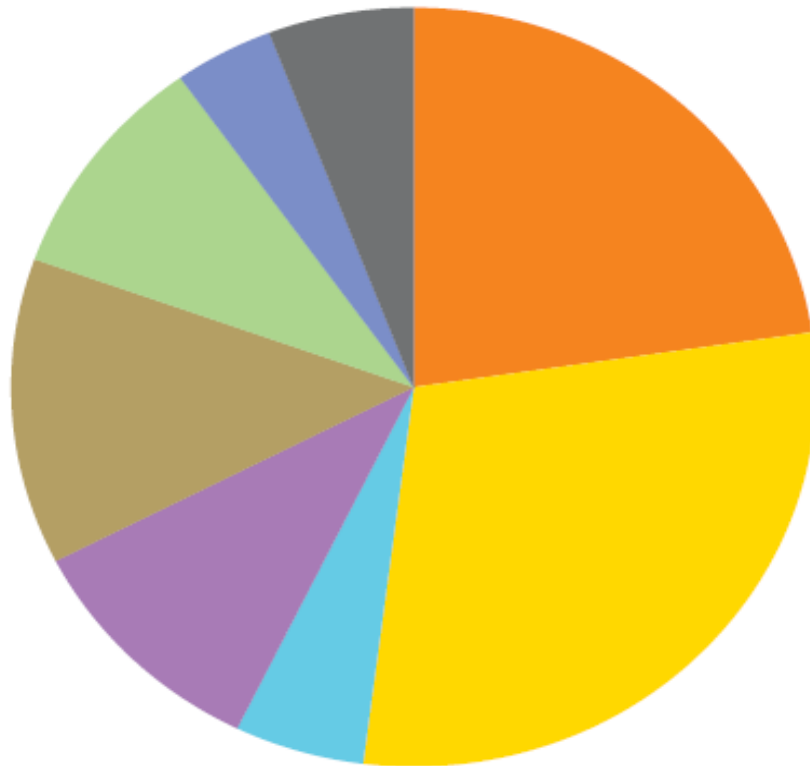
Eye Research Funders	£m	%
Medical Research Council	6.64	29.22
Department of Health (England)	5.50	24.19
Wellcome Trust	3.99	17.57
Fight for Sight	2.81	12.35
Innovate UK	1.36	5.97
Others (18 funders)	2.40	10.7
TOTAL	22.71	100.00



FIGHT FOR SIGHT

The Eye Research Charity

Proportion of Combined Spend Total by Research Activity in 2014



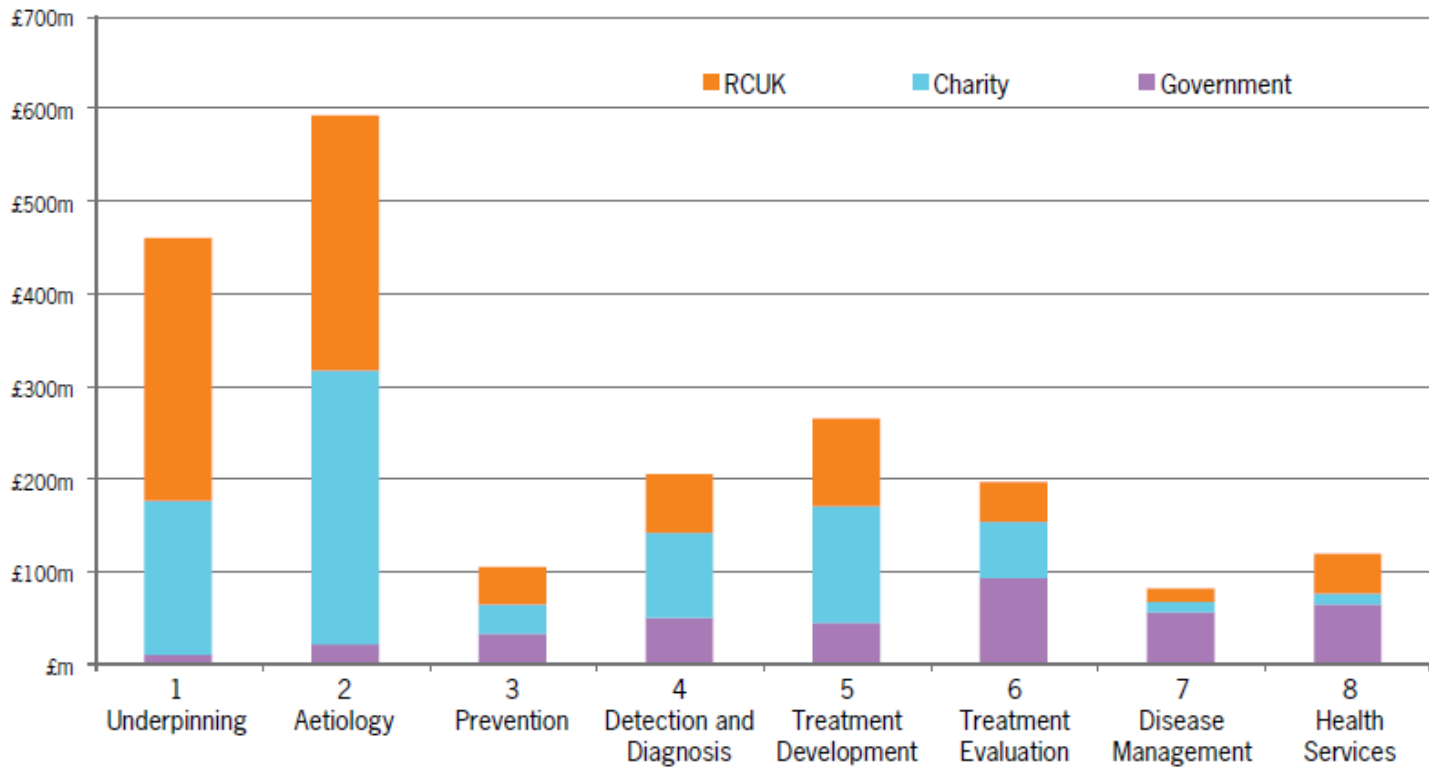
- 1 Underpinning – £460m / 23%
- 2 Aetiology – £594m / 29%
- 3 Prevention – £106m / 5%
- 4 Detection and Diagnosis – £207m / 10%
- 5 Treatment Development – £264m / 13%
- 6 Treatment Evaluation – £196m / 10%
- 7 Disease Management – £81m / 4%
- 8 Health Services – £118m / 6%



FIGHT FOR SIGHT

The Eye Research Charity

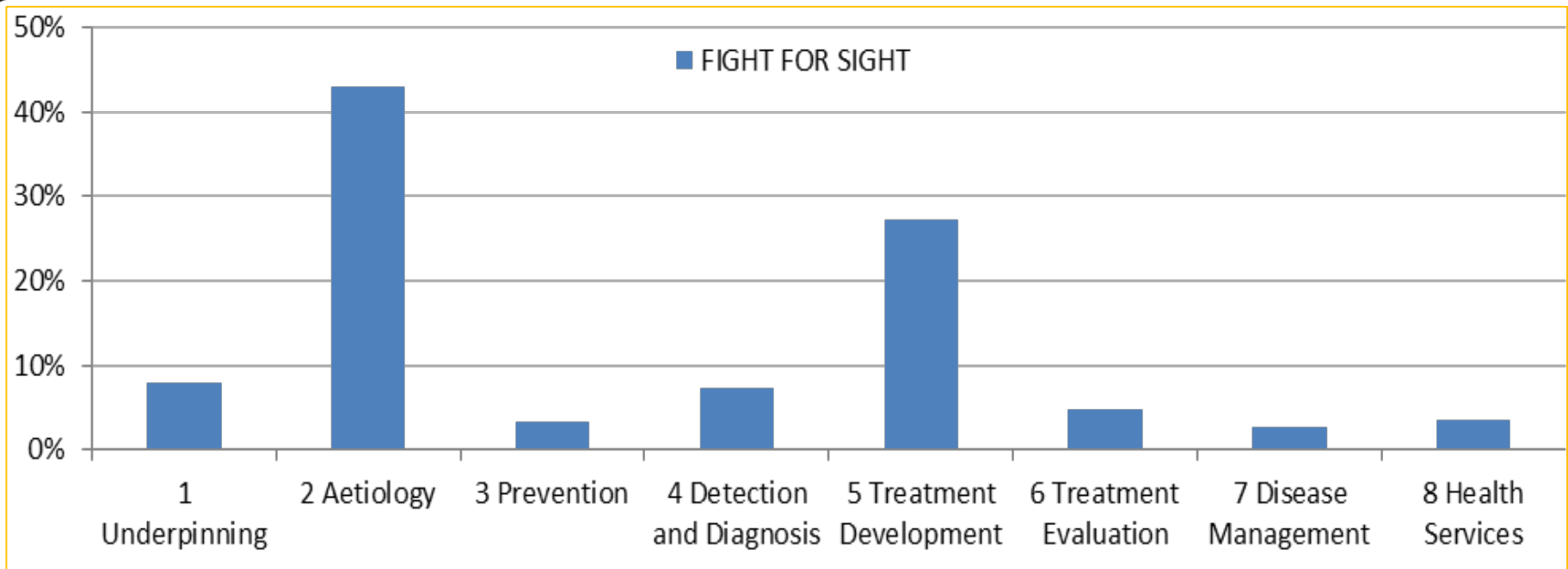
Distribution of Combined Spend by Research Activity by Charity, Research Council and Government Funders



FIGHT FOR SIGHT

The Eye Research Charity

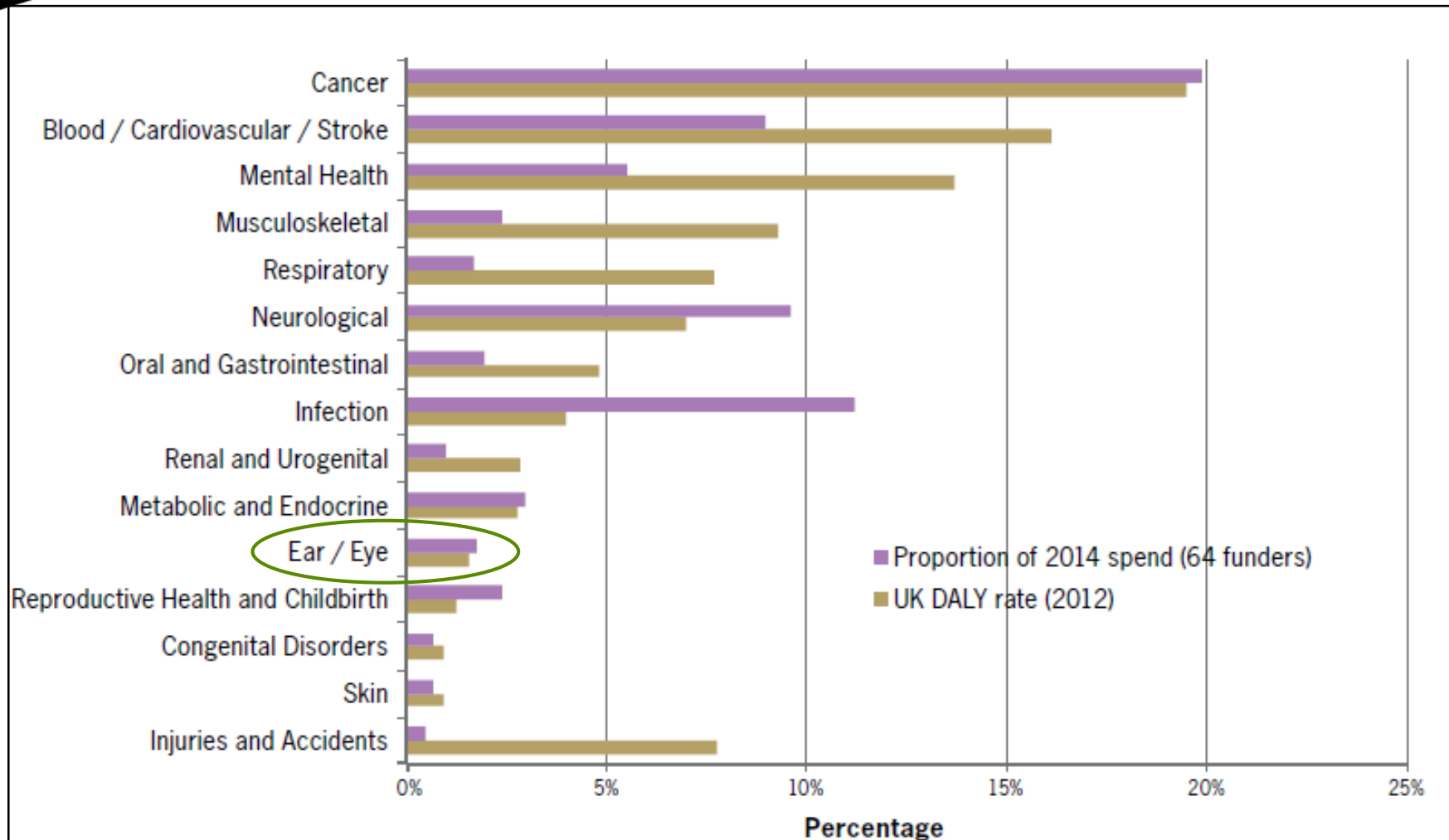
Fight for Sight Research Activity 2014



FIGHT FOR SIGHT

The Eye Research Charity

Comparison of DALY rates and proportion of UK health research analysis combined spend by health category in 2014



Of the **£2bn** spent on health research in the UK in 2014 only **£22.7m** spent on eye research.



FIGHT FOR SIGHT

The Eye Research Charity

Funding Organisation	# of Awards	Award Value	% of Total
Action Medical Research	2	£85,948	0.38
Action on Hearing Loss	2	£2,760	0.01
Ataxia UK	1	£829	0.00
Biotechnology and Biological Sciences Research Council	6	£433,557	1.91
Chief Scientist Office (Scotland)	5	£221,042	0.97
Department of Health (England)	44	£5,496,012	24.19
Diabetes UK	3	£119,416	0.53
Division for Social Care and Health Research (Wales)	1	£109,755	0.48
Economic and Social Research Council	3	£92,160	0.41%
Engineering and Physical Sciences Research Council	8	£465,508	2.05%
Fight for Sight	121	£2,804,067	12.34
Great Ormond Street Hospital Children's Charity	3	£130,582	0.57
Health and Social Care Division of Public Health Agency, Northern Ireland	2	£233,832	1.03
Innovate UK	5	£1,356,874	5.97
Juvenile Diabetes Research Foundation	1	£56,805	0.25
Macular Society	10	£196,265	0.86
Medical Research Council	42	£6,637,587	29.22
Multiple Sclerosis Society	1	£62,881	0.28
National Centre for the Replacement, Refinement and Reduction of Animals in Research	3	£39,583	0.17
Parkinson's UK	1	£14,702	0.06
SPARKS	2	£49,059	0.22
The Dunhill Medical Trust	3	£116,680	0.51
Wellcome Trust	33	£3,990,466	17.57
Grand Total	298	£22,716,370	100.00%

23 funders (out of 64) fund eye research totalling £22.7m
 UKCRC's UK Health Research Analysis (2014)



FIGHT FOR SIGHT
 The Eye Research Charity

Sight Loss Sector Charities with Total Income over £3m (ranked by Spend)

Charity	Year end	Total Income (£m)	Spend (£m)	Research Spend (£m)
Sight Savers International	Dec-13	199.7	200.4	0.0
RNIB	Mar-14	118.7	120.6	0.0
Guide Dogs for the Blind	Dec-13	74.9	85.3	0.0
Sense	Mar-14	81.8	82.6	0.0
Blind Veterans	Mar-14	26.8	29.0	0.0
Seeability	Mar-14	15.1	14.8	0.0
Thomas Pocklington Trust	Mar-14	8.5	10.1	0.0
WESC Foundation	Aug-14	7.0	7.7	0.0
Royal National College for the Blind	Jul-14	7.0	6.9	0.0
The Royal London Society for Blind People	Dec-13	8.5	6.4	0.0
Fight for Sight	Mar-14	3.2	5.2	3.6
Catholic Blind Institute	Mar-14	4.7	4.6	0.0
Christian Blind Mission (UK)	Jun-14	6.3	4.3	0.0
Orbis Charitable Trust	Dec-13	4.7	4.1	0.0
Deafblind UK	Mar-14	3.3	3.3	0.0
Clarity - Employment for Blind People	Mar-14	3.0	3.2	0.0
Macular Society	Dec-14	3.7	2.8	0.4
Moofields Eye Charity	Mar-15	4.1	2.5	2.3
Moorfields Special Trustees	Mar-15	3.5	2.5	1.0
		584.36	596.20	7.31



FIGHT FOR SIGHT

The Eye Research Charity